

Cummins **Onan**



**Commercial Mobile Generators**

# Pocket Guide



Introduction .....	1
Service Support .....	1
Warranty.....	2
Maintenance and Parts .....	3
Accessories and Options.....	4
Diagnostics.....	5
Starting Procedure.....	6
<b>Quiet Diesel</b>	
QD 5000.....	8
QD 6000/6500.....	10
QD 7500/8000.....	12
QD 8000/10000/12000.....	14
<b>Quiet Diesel – Remote Radiator</b>	
QD 7000.....	16
QD 9500/11000.....	18
QD 13500/17500/19000.....	20
<b>Standard Diesel</b>	
SD 6.0/7.5.....	22
SD 8.0/10.0.....	24
SD 20.0.....	26
<b>Quiet LP</b>	
QD 2000/2500.....	28
QG 3300/3600.....	30
QG 5500/6500.....	32
<b>Quiet Gasoline</b>	
QG 2300/2800.....	34
QG 3600/4000.....	36
QG 5500/7000.....	38
<b>Hydraulic</b>	
HG 6000/8000/10000.....	40
HG 15000.....	42
HG 20000/25000.....	44
<b>PTO</b>	
15 YD .....	46
20 YD .....	48
25 YD .....	50
30/32 YD .....	52
35/40 YD .....	54

## **Introduction**

This Cummins® Onan® Commercial Mobile Generators Pocket Guide offers basic information on our line of Diesel, Gasoline, LP, Hydraulic and PTO generator sets from 2 to 40 kW. More information about all models, including complete specifications, the latest news releases, generator set installation outline drawings, accessories and much more can be found at [www.cumminsonan.com/cm](http://www.cumminsonan.com/cm).

## **Service Support**

Cummins Onan generator sets are supported by the largest and best-trained worldwide certified distributor/dealer network in the industry. That means wherever your journey takes you, you can feel confident a Cummins Onan distributor/dealer is nearby. The largest network in the business makes it easier to get genuine parts, quality service and expert installation assistance when and where you need them. Our extensive training and certification process demonstrates our strong commitment to exceptional product service and support. To find the nearest authorized Cummins Onan generator certified dealer, visit [www.cumminsonan.com/locator](http://www.cumminsonan.com/locator).

## **Warranty**

The Cummins Onan Limited Warranty for Commercial Mobile Generators covers the generators for a period of two (2) years or 2,000 hours, whichever occurs first, for QG (5.5, 6.5 and 7 kW), SD and QD lines, one (1) year or 1,000 hours, whichever occurs first, for QG (2.5, 2.8, 3.6 and 4 kW) lines and five (5) years or 1,000 hours, whichever occurs first, for HG and PTO lines from date of delivery to the first retail purchaser. This coverage applies to the original owner and all subsequent owners for the duration of the coverage at no additional charge or deductibles for the customer. Parts, labor including diagnostic labor, limited travel (emergency vehicles only), and removal and reinstallation are covered.

The warranty is administered by the Cummins Onan distributor/dealer network that, in most cases, is the same network that administers the Cummins Engines warranty, providing a one-stop shop for your power needs and service.

Our philosophy is to take care of our customers at the first point of contact and not to defer them to other suppliers' warranty or service centers. Our extensive worldwide network is highly trained with certification requirements. In addition to product training, Cummins emphasizes the need to take care of the customer through programs such as QuickServe and Mobile QuickServe (providing emergency service 24 hours a day, seven days a week in the U.S. and Canada) and PowerCare (a planned maintenance program), providing owner peace of mind.

## **Maintenance and Parts**

Green Label replacement and maintenance products provide dependable power and performance for the life of your generator. For genuine Green Label air filters, spark plugs, oil filters, tune-up kits and more, see your Cummins Onan authorized service and parts dealer. To locate the dealer nearest you, visit [www.cumminsonan.com](http://www.cumminsonan.com).

## **Accessories and Options**

Cummins Onan offers a variety of commonly used accessories and options. Following is a partial list of categories of accessories and options available. For accessories catalogs or model specification sheets, visit [www.cumminsonan.com](http://www.cumminsonan.com).

Accessories available include sound shields, digital displays, harnesses, AC transfer switches, fuel system kit, batteries, mufflers, exhaust components, tail pipes, fan conversion, fuel water separator, ducting kit and pipe adapters.

Options that are available when you order the generator (factory-installed) include 120, 115/230 or 120/240 V AC, 1 or 3 phases, pusher or suction fan and others. Not all accessories or options are available for every model; visit [www.cumminsonan.com](http://www.cumminsonan.com) for complete specification information.

## **Diagnostics**

The diagnostic features were designed with the customer in mind. Most generators will trip a breaker when something has gone wrong; however, you're never really sure what happened. With the information the diagnostic indicator provides, knowing what happened may make the difference between enjoying your weekend outing or waiting for a service call. If a service call is required, the knowledge you have to give the service technician will expedite the repair and get you on your way as quickly as possible.

Cummins Onan generators have a number of self-protective shutdowns including high engine coolant temperature, high exhaust temperature, low oil pressure, over speed, over voltage and many others.



## Starting Procedure

The Energy Command 30 (EC-30) is an Automatic Generator Starting (AGS) System that provides both automatic and manual control on Onan Diesel, Gasoline and Liquid Propane (LP) engine driven AC generators (referred to in this manual as a genset). EC-30 also provides critical system information such as the battery state-of-charge, key operational information such as quiet time, genset service and fault messages. EC-30 automatically starts the genset when the battery becomes discharged or when there is a run request from an external device such as a heating ventilating and air conditioning (HVAC) system. When the battery is charged, or the HVAC system no longer requires power, the genset is automatically turned off.



### **Using the START/STOP switch**

Works exactly like the genset switch. If the genset switch has a run light and flashes diagnostics, the EC-30 run light will also be on when the genset is running, flash during preheat and flash genset fault messages.

### **Using the up/down switch**

This key is used to scroll through display choices and change values that have been set.

### **Using ENTER**

This key is used to store values that have been changed, and to respond to display commands.

### **Using SET**

This key is used to display and change settable values, such as: Local Time, and Quiet Time Start and End (QT Start and QT End).

### **Using AUTO GEN**

This key selects genset operating mode:

- **MANUAL:** Operator start/stop. No automatic.
- **AUTO ON:** Automatic start/stop available.
- **QUIET ON:** Automatic start/stop not available during quiet time.

## QD 5000

# Quiet Diesel

4.8 kW 50 Hz/5 kW 60 Hz



### Model QD 5000

kW	Hz	dB(A)	Ph	Voltage	Amps
4.8	50	68	1	230	21
5	60		1	120/240	41.7/20.8
5	60		3	120/240	12

For more information visit [www.cumminsonan.com](http://www.cumminsonan.com).  
Specifications subject to change without notice.

## QD 5000 • Quiet Diesel

### Dimensions, in (mm)

Length 34 (876) x Width 23 (581) x  
Height 20 (515)

### Weight, lb (kg)

400 (181)

### Fuel Consumption

No. 2 diesel fuel, gal/hr (L/hr)

	4.8 kW/50 Hz	5 kW/60 Hz
No load	0.20 (0.74)	0.25 (0.95)
1/2 load	0.32 (1.23)	0.39 (1.47)
Full load	0.54 (2.04)	0.60 (2.27)

### Features

- Lower noise, vibration, harshness (NVH)
- Automatic glow plug eliminates preheat time uncertainty
- Self-diagnostic capability simplifies troubleshooting
- Convenient, top-mounted switches and coolant level check/fills
- Complete, integrated package for easy, low-cost installation
- Service and maintenance points accessible through side service door
- 4A battery charging DC alternator
- Brush type alternator
- Over voltage, low oil pressure, over temp, over speed and overload safeties
- Tested at extremes of temperature -20° F (-29° C) to 120° F (49° C) for starting and operation
- Two (2) years or 2,000 hours warranty coverage
- U.S. EPA Tier IV

For more information visit [www.cumminsonan.com](http://www.cumminsonan.com).  
Specifications subject to change without notice.

## QD 6000/6500

# Quiet Diesel

6 kW 60 Hz/6.25 kW 60 Hz



### Model QD 6000/6500

kW	Hz	dB(A)	Ph	Voltage	Amps
6	60	69	1	120	50
6.25	60	71	1	100	63

For more information visit [www.cumminsonan.com](http://www.cumminsonan.com).  
Specifications subject to change without notice.

**Dimensions**, in (mm)

Length 36 (923) x Width 24 (615) x  
Height 22 (566)

**Weight**, lb (kg)

420 (191)

**Fuel Consumption**

No. 2 diesel fuel, gal/hr (L/hr)

	<b>6 kW/60 Hz</b>	<b>6.25 kW/60 Hz</b>
No load	0.21 (0.79)	0.21 (0.79)
1/2 load	0.40 (1.50)	0.56 (2.12)
Full load	0.70 (2.65)	0.96 (3.63)

**Features**

- Dramatically lower noise, vibration, harshness
- Load-matching, variable speed operation
- Enclosed muffler for added quietness, easy installation
- Self-diagnostic capability simplifies troubleshooting
- Pure sine wave output for high-quality power
- Convenient, top-mounted switches and coolant level check/fills
- Complete, integrated package for easy, low-cost installation
- Service and maintenance points accessible through side service door
- 10A battery charging DC alternator
- Permanent magnet alternator
- Over voltage, low oil pressure, over temp, over speed and overload safeties
- Tested at extremes of temperature -20 °F (-29 °C) to 120° F (49° C) for starting and operation
- Two (2) years or 2,000 hours warranty coverage
- U.S. EPA Tier IV

For more information visit [www.cumminsonan.com](http://www.cumminsonan.com).  
Specifications subject to change without notice.

## QD 7500/8000

# Quiet Diesel

7.5 kW 60 Hz/8 kW 60 Hz



### Model QD 7500/8000

kW	Hz	dB(A)	Ph	Voltage	Amps
7.5	60	71	1	120	62.5
8	60	72	1	120	66.6

For more information visit [www.cumminsonan.com](http://www.cumminsonan.com).  
Specifications subject to change without notice.

**Dimensions, in (mm)**

Length 36 (923) x Width 24 (615) x  
Height 22 (566)

**Weight, lb (kg)**

420 (191)

**Fuel Consumption**

No. 2 diesel fuel, gal/hr (L/hr)

	<b>7.5 kW/60 Hz</b>	<b>8 kW/60 Hz</b>
No load	0.21 (0.79)	0.21 (0.79)
1/2 load	0.56 (2.12)	0.61 (2.31)
Full load	0.96 (3.63)	1.02 (3.86)

**Features**

- Dramatically lower noise, vibration, harshness
- Load-matching, variable speed operation
- Enclosed muffler for added quietness, easy installation
- Self-diagnostic capability simplifies troubleshooting
- Pure sine wave output for high-quality power
- Convenient, top-mounted switches and coolant level check/fills
- Complete, integrated package for easy, low-cost installation
- Service and maintenance points accessible through side service door
- 10A battery charging DC alternator
- Permanent magnet alternator
- Over voltage, low oil pressure, over temp, over speed and overload safeties
- Tested at extremes of temperature -20 °F (-29 °C) to 120° F (49° C) for starting and operation
- Two (2) years or 2,000 hours warranty coverage
- U.S. EPA Tier IV

For more information visit [www.cumminsonan.com](http://www.cumminsonan.com).  
Specifications subject to change without notice.

## QD 8000/10000/12000

# Quiet Diesel

8 kW 50 Hz/10 kW 60 Hz/12 kW 60 Hz



## Model QD 8000/10000/12000

kW	Hz	dB(A)	Ph	Voltage	Amps
8	50	67	1	230	35
10	60	68	1	120/240	83.3/41.7
12	60	68	1	120/240	100/50

For more information visit [www.cumminsonan.com](http://www.cumminsonan.com).  
Specifications subject to change without notice.



**Dimensions, in (mm)**

Length 41 (1053) x Width 25 (621) x  
Height 27 (686)

**Weight, lb (kg)**

816 (370)

**Fuel Consumption**

No. 2 diesel fuel, gal/hr (L/hr)

	<b>8 kW/50 Hz</b>	<b>10 kW/60 Hz</b>	<b>12 kW/60 Hz</b>
No load	0.11 (0.4)	0.11 (0.4)	0.11 (0.4)
1/2 load	0.43 (1.63)	0.43 (1.63)	0.48 (1.82)
Full load	1.01 (3.8)	1.01 (3.8)	1.20 (4.54)

**Features**

- Computer-controlled constant speed operation
- Unique sound-controlled housing encloses cooling system and muffler
- Three-point, fully focalized internal mounting system reduces vibration
- Service and maintenance points accessible through side service door
- Convenient, top-mounted switches and coolant level check/fills
- Automatic glow plug eliminates preheat time uncertainty
- 15A battery charging DC alternator
- Brush type alternator
- Tested at extremes of temperature -20° F (-29° C) to 120° F (49° C) for starting and operation
- Two (2) years or 2,000 hours warranty coverage
- U.S. EPA Tier IV

For more information visit [www.cumminsonan.com](http://www.cumminsonan.com).  
Specifications subject to change without notice.

## QD 7000

# Quiet Diesel – Remote Radiator

7 kW 50 Hz



### Model QD 7000

kW	Hz	dB(A)	Ph	Voltage	Amps
7	50	60	1	110/220	63.6/31.8
				115/230	60.9/30.4
				120/240	58.3/29.2
				220	31.8
				230	30.4

For more information visit [www.cumminsonan.com](http://www.cumminsonan.com).  
Specifications subject to change without notice.

## QD 7000 • Quiet Diesel – Remote Radiator

### Dimensions, in (mm)

Length 36 (914) x Width 22 (559) x  
Height 23 (584)

### Weight, lb (kg)

601 (272)

### Fuel Consumption

LP, gal/hr (L/hr)

#### 7 kW/50 Hz

No load	0.7 (0.2)
1/2 load	1.5 (0.4)
Full load	2.8 (0.8)

### Features

- Computer-controlled constant-speed operation
- Unique sound-controlled housing and sound shields minimize noise and deliver better sound quality
- Four-point semifocalized internal mounting system greatly reduces vibration
- Self-diagnostic capabilities simplify troubleshooting
- Optional Cummins Onan digital display provides user-friendly diagnostics including extensive engine and alternator information, self-diagnostic features and text display
- Service and maintenance points accessible through easy-latch side service door
- Control panel mounted switches
- Automatic glow plug eliminates preheat time uncertainty
- Products supported by worldwide certified distributor/dealer support network

For more information visit [www.cumminsonan.com](http://www.cumminsonan.com).  
Specifications subject to change without notice.

## QD 9500/11000

# Quiet Diesel – Remote Radiator

9.5 kW 50 Hz/11 kW 50 Hz



### Model QD 9500/11000

kW	Hz	dB(A)	Ph	Voltage	Amps
9.5	50	62	1	110/220	86.4/43.2
				115/230	82.6/41.3
				120/240	79.2/39.6
				220	43.2
				230	41.3
				11	50
115/230	95.7/47.8				
120/240	91.7/46				
220	50				
230	47.8				

For more information visit [www.cumminsonan.com](http://www.cumminsonan.com).  
Specifications subject to change without notice.

**Dimensions, in (mm)**

Length 41 (1041) x Width 22 (559) x  
Height 23 (584)

**Weight, lb (kg)**

695 (315)

**Fuel Consumption**

No. 2 diesel fuel, gal/hr (L/hr)

	<b>9.5 kW/50 Hz</b>	<b>11 kW/50 Hz</b>
No load	0.8 (0.2)	0.9 (0.2)
1/2 load	2.1 (0.6)	2.2 (0.6)
Full load	3.4 (0.9)	4.0 (1.0)

**Features**

- Computer-controlled constant-speed operation
- Unique sound-controlled housing and sound shields minimize noise and deliver better sound quality
- Four-point semifocalized internal mounting system greatly reduces vibration
- Self-diagnostic capabilities simplify troubleshooting
- Optional Cummins Onan digital display provides user-friendly diagnostics including extensive engine and alternator information, self-diagnostic features and text display
- Service and maintenance points accessible through easy-latch side service door
- Control panel mounted switches
- Automatic glow plug eliminates preheat time uncertainty
- Products supported by worldwide certified distributor/dealer support network

For more information visit [www.cumminsonan.com](http://www.cumminsonan.com).  
Specifications subject to change without notice.

## QD 13500/17500/19000

# Quiet Diesel – Remote Radiator

13.5 kW 50 Hz/17.5 kW 50 Hz/19 kW 50 Hz



## Model QD 13500/17500/19000

kW	Hz	dB(A)	Ph	Voltage	Amps
13.5	50	63	1	110/220	122.7/61.4
				115/230	117.4/58.7
				120/240	112.5/56.3
				220	61.4
				230	58.7
				240	56.3
			3	110/220	44.3
				115/230	42.4
				120/240	40.6
				220/380	25.6
				230/1400	24.4
				240/416	23.4
17.5	50	63	1	110/220	159.1/79.5
				115/230	152.2/76.1
				120/240	145.8/72.9
				220	79.5
				230	76.1
				240	72.9
			3	110/220	57.4
				115/230	54.9
				120/240	52.6
				220/380	33.2
				230/400	31.6
				240/416	30.4

For more information visit [www.cumminsonan.com](http://www.cumminsonan.com).  
Specifications subject to change without notice.

**QD 13500/17500/19000 •  
Quiet Diesel – Remote Radiator**

19	50	63	1	110/220	172.7/86.4
				115/230	165.2/82.6
				220	86.4
				230	82.6
			3	110/220	62.3
				115/230	59.6
				120/240	57.1
				220/380	36.1
				230/400	34.3
				240/416	32.9

**Dimensions, in (mm)**

Length 45 (1143) x Width 24 (610) x  
Height 28 (711)

**Weight, lb (kg)**

932 (422)

**Fuel Consumption**

No. 2 diesel fuel, gal/hr (L/hr)

	<b>13.5 kW/50 Hz</b>	<b>17.5 kW/50 Hz</b>	<b>19 kW/50 Hz</b>
No load	1.1 (0.3)	1.3 (0.3)	1.3 (0.3)
1/2 load	2.7 (0.7)	3.4 (0.9)	3.9 (1.0)
Full load	4.8 (1.3)	6.5 (1.7)	6.6 (1.7)

**Features**


- Computer-controlled constant-speed operation
- Unique sound-controlled housing and sound shields minimize noise and deliver better sound quality
- Four-point semifocalized internal mounting system greatly reduces vibration
- Self-diagnostic capabilities simplify troubleshooting
- Optional Cummins Onan digital display provides user-friendly diagnostics including extensive engine and alternator information, self-diagnostic features and text display
- Service and maintenance points accessible through easy-latch side service door
- Control panel mounted switches
- Automatic glow plug eliminates preheat time uncertainty
- Products supported by worldwide certified distributor/dealer support network

For more information visit [www.cumminsonan.com](http://www.cumminsonan.com).  
Specifications subject to change without notice.

## SD 6.0/7.5

# Standard Diesel

6 kW 50 Hz/7.5 kW 60 Hz



### Model SD 6.0

kW	Hz	dB(A)	Ph	Voltage	Amps
6	50	75	1	115/230	52.1/26.1
			3	Reconnectable	

### Model SD 7.5

kW	Hz	dB(A)	Ph	Voltage	Amps
7.5	60	76	1	120/240	62.5/31.3
			1	100/200	75/38
			3	Reconnectable	

For more information visit [www.cumminsonan.com](http://www.cumminsonan.com).  
Specifications subject to change without notice.



## SD 6.0/7.5 • Standard Diesel

### Dimensions, in (mm)

**1 Phase:** Length 37 (942) x Width 21 (533) x Height 24 (610)

**3 Phases:** Length 38 (972) x Width 21 (533) x Height 24 (610)

### Weight, lb (kg)

491 (223)

### Fuel Consumption

No. 2 diesel fuel, gal/hr (L/hr)

	<b>6 kW/50 Hz</b>	<b>7.5 kW/60 Hz</b>
No load	0.23 (0.87)	0.25 (0.95)
1/2 load	0.46 (1.74)	0.56 (1.93)
Full load	0.8 (3.03)	0.9 (3.41)

### Features


- Smooth operation — focalized mounting system with 4-point vibration isolation
- Glow plugs for reliable all-weather starting
- Multiple oil fill/check points
- Cross-flow radiator for increased cooling efficiency
- Water-resistant controls
- Low harmonic distortion for SCR loads
- 30A battery charging DC alternator
- Brush type alternator
- Tested at extremes of temperature -20° F (-29° C) to 120° F (49° C) for starting and operation
- Two (2) years or 2,000 hours warranty coverage
- U.S. EPA Tier IV

For more information visit [www.cumminsonan.com](http://www.cumminsonan.com).  
Specifications subject to change without notice.

## SD 8.0/10.0

# Standard Diesel

8 kW 50 Hz/10 kW 60 Hz



### Model SD 8.0

kW	Hz	dB(A)	Ph	Voltage	Amps
8	50	76	1	115/230	70/35
			3	Reconnectable	

### Model SD 10.0

kW	Hz	dB(A)	Ph	Voltage	Amps
10	60	78	1	120/240	83/42
			1	100/200	100/50
			3	120/240	30

For more information visit [www.cumminsonan.com](http://www.cumminsonan.com).  
Specifications subject to change without notice.

**Dimensions, in (mm)**

**1 Phase:** Length 39 (1003) x Width 21 (533)  
x Height 26 (662)

**3 Phases:** Length 40 (1028) x Width 21 (533)  
x Height 26 (662)

**Weight, lb (kg)**

519 (236)

**Fuel Consumption**

No. 2 diesel fuel, gal/hr (L/hr)

	<b>8.0 kW/50 Hz</b>	<b>10 kW/60 Hz</b>
No load	0.26 (0.98)	0.29 (1.10)
1/2 load	0.45 (1.71)	0.55 (2.08)
Full load	0.94 (3.52)	1.04 (3.90)

**Features**


- Smooth operation — focalized mounting system with 4-point vibration isolation
- Glow plugs for reliable all-weather starting
- Multiple oil fill/check points
- Cross-flow radiator for increased cooling efficiency
- Water-resistant controls
- Low harmonic distortion for SCR loads
- 30A battery charging DC alternator
- Brush type alternator
- Tested at extremes of temperature -20° F (-29° C) to 120° F (49° C) for starting and operation
- Two (2) years or 2,000 hours warranty coverage
- U.S. EPA Tier IV

For more information visit [www.cumminsonan.com](http://www.cumminsonan.com).  
Specifications subject to change without notice.

## SD 20.0

# Standard Diesel

20 kW 60 Hz



### Model SD 20.0

kW	Hz	dB(A)	Ph	Voltage	Amps
20	60	82	1	120/240	167/83

For more information visit [www.cumminsonan.com](http://www.cumminsonan.com).  
Specifications subject to change without notice.

**Dimensions, in (mm)**

Length 49 (1241) x Width 24 (600) x  
Height 28 (708)

**Weight, lb (kg)**

890 (404)

**Fuel Consumption**

No. 2 diesel fuel, gal/hr (L/hr)

**20 kW/60 Hz**

No load	0.54 (2.04)
1/2 load	1.12 (4.24)
Full load	1.95 (7.39)

**Features**

- Brushless alternator
- Semi-focalized mounting system with 4-point vibration isolation
- Multiple exhaust options
- 30A battery charging DC alternator
- Automatically timed glow plugs for easy starting
- Electric fuel pump (prime mode available)
- Side air inlet, bottom air outlet
- Bulkhead type connections for fuel and battery
- Service and maintenance points easily accessible (single-side)
- Instant one-touch stop
- Over voltage, low oil pressure, over temperature, over speed and over load safeties
- Tested at extremes of temperature -20° F (-29° C) to 120° F (49° C) for starting and operation
- Two (2) years or 2,000 hours warranty coverage
- U.S. EPA Tier IV

For more information visit [www.cumminsonan.com](http://www.cumminsonan.com).  
Specifications subject to change without notice.

## QG 2000/2500

# Quiet LP

2 kW 50 Hz/2.5 kW 60 Hz



### Model QG 2000/2500

kW	Hz	dB(A)	Ph	Voltage	Amps
2	50	68	1	230	8.7
2.5	60	72	1	120	20.8

For more information visit [www.cumminsonan.com](http://www.cumminsonan.com).  
Specifications subject to change without notice.

**Dimensions**, in (mm)

Length 24 (610) x Width 16 (417) x  
Height 12 (230)

**Weight**, lb (kg)

112 (51)

**Fuel Consumption**

LP, gal/hr (L/hr)

	<b>2 kW/50 Hz</b>	<b>2.5 kW/60 Hz</b>
No load	0.2 (0.8)	0.2 (0.8)
1/2 load	0.3 (1.14)	0.34 (1.28)
Full load	0.45 (1.7)	0.55 (2.08)

**Features**

- Ideal for light-duty applications with critical size and low noise requirements
- Lightweight
- Quietest generator sets of their size
- Easy maintenance with single-side service
- Completely enclosed, quick, easy to install
- Low fuel consumption
- Single-side service
- Focalized mounting system with vibration isolators
- Cross-flow cooling
- Tested at extremes of temperature -20° F (-29° C) to 120° F (49° C) for starting and operation
- One (1) year or 1,000 hours warranty coverage
- Meets all applicable U.S. EPA and California emissions standards

## QG 3300/3600

# Quiet LP

3.3 kW 50 Hz/3.6 kW 60 Hz



### Model QG 3300/3600

kW	Hz	dB(A)	Ph	Voltage	Amps
3.3	50	65	1	115/230	28.7/14.3
3.6	60	70	1	120	30

For more information visit [www.cumminsonan.com](http://www.cumminsonan.com).  
Specifications subject to change without notice.



**Dimensions**, in (mm)

Length 31 (775) x Width 21 (523) x  
Height 16 (417)

**Weight**, lb (kg)

174 (83)

**Fuel Consumption**

LP, gal/hr (L/hr)

	<b>3.3 kW/50 Hz</b>	<b>3.6 kW/60 Hz</b>
No load	0.26 (0.98)	0.36 (1.36)
1/2 load	0.52 (1.97)	0.57 (2.16)
Full load	0.68 (2.57)	0.73 (2.76)

**Features**

- Ideal for light-duty applications with critical size and low noise requirements
- Lightweight
- Quietest generator sets of their size
- Easy maintenance with single-side service
- Completely enclosed, quick, easy to install
- Low fuel consumption
- Single-side service
- Focalized mounting system with vibration isolators
- Cross-flow cooling
- Tested at extremes of temperature -20° F (-29° C) to 120° F (49° C) for starting and operation
- One (1) year or 1,000 hours warranty coverage
- Meets all applicable U.S. EPA and California emissions standards

For more information visit [www.cumminsonan.com](http://www.cumminsonan.com).  
Specifications subject to change without notice.

## QG 5500/6500

# Quiet LP

5.5 kW 60 Hz/6.5 kW 60 Hz



### Model QG 5500/6500

kW	Hz	dB(A)	Ph	Voltage	Amps
5.5	60	66	1	120	45.8
6.5	60	70	1	120	54.2

For more information visit [www.cumminsonan.com](http://www.cumminsonan.com).  
Specifications subject to change without notice.

**Dimensions**, in (mm)

Length 34 (853) x Width 22 (563) x  
Height 17 (425)

**Weight**, lb (kg)

290 (132)

**Fuel Consumption**

LP, gal/hr (L/hr)

	<b>5.5 kW/60 Hz</b>	<b>6.5 kW/60 Hz</b>
No load	0.40 (1.8)	0.52 (1.95)
1/2 load	0.80 (3.3)	0.90 (3.4)
Full load	1.1 (4.6)	1.5 (5.9)

**Features**

- Integrated hydraulic pump option (pictured)
- Quietest and lowest vibration generator in its class
- Integrated housing design
- Enclosed muffler for ease of installation
- Self-diagnostic capability to simplify troubleshooting
- Digital regulation for voltage stability as loads change
- 4-point mounting system with coil spring vibration isolators
- 5A battery charging DC alternator
- Low oil pressure, over/under speed protection
- Two (2) years or 2,000 hours warranty coverage
- Tested at extremes of temperature -20° F (-29° C) to 120° F (49° C) for starting and operation
- Meets all applicable U.S. EPA and California emissions standards

For more information visit [www.cumminsonan.com](http://www.cumminsonan.com).  
Specifications subject to change without notice.

## QG 2300/2800

# Quiet Gasoline

2.3 kW 50 Hz/2.8 kW 60 Hz



### Model QG 2300/2800

kW	Hz	dB(A)	Ph	Voltage	Amps
2.3	50	70	1	230	10
2.8	60	70	1	120	23.3
2.8	60	70	1	100	28

For more information visit [www.cumminsonan.com](http://www.cumminsonan.com).  
Specifications subject to change without notice.

**Dimensions**, in (mm)

Length 22 (559) x Width 16 (417) x  
Height 13 (330)

**Weight**, lb (kg)

125 (57)

**Fuel Consumption**

Gasoline, gal/hr (L/hr)

	<b>2.3 kW/50 Hz</b>	<b>2.8 kW/60 Hz</b>
No load	0.2 (0.8)	0.2 (0.8)
1/2 load	0.23 (0.9)	0.23 (0.9)
Full load	0.43 (1.5)	0.43 (1.63)

**Features**

- Ideal for light-duty applications with critical size and low noise requirements
- Lightweight
- Quietest generator sets of their size
- Easy maintenance with single-side service
- Completely enclosed, quick, easy to install
- Low fuel consumption
- Single-side service
- Focalized mounting system with vibration isolators
- Cross-flow cooling
- Tested at extremes of temperature -20° F (-29° C) to 120° F (49° C) for starting and operation
- One (1) year or 1,000 hours warranty coverage
- Meets all applicable U.S. EPA and California emissions standards

For more information visit [www.cumminsonan.com](http://www.cumminsonan.com).  
Specifications subject to change without notice.

## QG 3600/4000

# Quiet Gasoline

3.6 kW 50 Hz/4 kW 60 Hz



### Model QG 3600/4000

kW	Hz	dB(A)	Ph	Voltage	Amps
3.6	50	65	1	115/230	31.3/15.7
4	60	70	1	120	33.3
4				100	40

For more information visit [www.cumminsonan.com](http://www.cumminsonan.com).  
Specifications subject to change without notice.

**Dimensions**, in (mm)

Length 31 (775) x Width 21 (523) x  
Height 16 (417)

**Weight**, lb (kg)

174 (83)

**Fuel Consumption**

Gasoline, gal/hr (L/hr)

	<b>3.6 kW/50 Hz</b>	<b>4 kW/60 Hz</b>
No load	0.20 (0.80)	0.29 (1.10)
1/2 load	0.37 (1.40)	0.48 (1.80)
Full load	0.58 (2.20)	0.71 (2.70)

**Features**

- Ideal for light-duty applications with critical size and low noise requirements
- Lightweight
- Quietest generator sets of their size
- Easy maintenance with single-side service
- Completely enclosed, quick, easy to install
- Low fuel consumption
- Single-side service
- Focalized mounting system with vibration isolators
- Cross-flow cooling
- Tested at extremes of temperature -20° F (-29° C) to 120° F (49° C) for starting and operation
- One (1) year or 1,000 hours warranty coverage
- Meets all applicable U.S. EPA and California emissions standards

For more information visit [www.cumminsonan.com](http://www.cumminsonan.com).  
Specifications subject to change without notice.

## QG 5500/7000

# Quiet Gasoline

5.5 kW 60 Hz/7 kW 60 Hz



### Model QG 5500/7000

kW	Hz	dB(A)	Ph	Voltage	Amps
5.5	60	66	1	120/240	45.8/22.9
			3	120/240	13.2
7	60	70	1	120/240	58.3/16.8
			3	120/240	16.8

For more information visit [www.cumminsonan.com](http://www.cumminsonan.com).  
Specifications subject to change without notice.



### Dimensions, in (mm)

Length 34 (853) x Width 21 (563) x  
Height 17 (425)

### Weight, lb (kg)

290 (132)

### Fuel Consumption

	5.5 kW/60 Hz	7 kW/60 Hz
No load	0.35 (1.3)	0.42 (1.6)
1/2 load	0.60 (2.3)	0.73 (2.8)
Full load	0.95 (3.6)	1.22 (4.6)

### Features

- Integrated hydraulic pump option (pictured)
- Quietest and lowest vibration generator set in its class
- Integrated housing design
- Enclosed muffler for ease of installation
- Self-diagnostic capability to simplify troubleshooting
- Digital regulation for voltage stability as loads change
- 4-point mounting system with coil spring vibration isolators
- 5A battery charging DC alternator
- Low oil pressure, over/under speed protection
- Two (2) years or 2,000 hours warranty coverage
- Tested at extremes of temperature -20° F (-29° C) to 120° F (49° C) for starting and operation
- Meets all applicable U.S. EPA and California emissions standards

For more information visit [www.cumminsonan.com](http://www.cumminsonan.com).  
Specifications subject to change without notice.

## HG 6000/8000/10000

# Hydraulic

6 kW 60 Hz/8 kW 50 Hz/8 kW 60 Hz/10 kW 60 Hz



## Model HG 6000/8000/10000

kW	Hz	dB(A)	Ph	Voltage	Amps
6	60	–	1	120/240	50/25
8	50	–	1	115/230	69.6/34.8
8	60	–	1	120/240	67/33
10	60	–	1	120/240	83/42

For more information visit [www.cumminsonan.com](http://www.cumminsonan.com).  
Specifications subject to change without notice.

## HG 6000/8000/10000 • Hydraulic

### Dimensions, in (mm)

Length 31 (787) x Width 16 (4050) x  
Height 14 (350)

### Weight, lb (kg)

247 (112)



Digital display included

### Features

- Cummins Onan custom-engineered hydraulic generator set system
- High motor starting capability
- Meets NFPA 120° F (49° C) ambient\* standard
- Single-side serviceability
- Powder-coated steel housing/multiple air inlets (5)
- 4-point vibration isolated mounting system
- Digitally controlled pump flow for minimal voltage and frequency variation
- Hydraulic circuit has over speed and under speed protection
- Five (5) years or 1,000 hours warranty coverage

\*Cummins Onan tested for operation with cooling air inlet temperature up to 120° F (49° C). Ambient is defined as the air temperature measured at the cooling air inlet to the set.

For more information visit [www.cumminsonan.com](http://www.cumminsonan.com).  
Specifications subject to change without notice.

## HG 15000

# Hydraulic

15 kW 60 Hz



### Model HG 15000

kW	Hz	dB(A)	Ph	Voltage	Amps
15	60	—	1	120/240	125/63

For more information visit [www.cumminsonan.com](http://www.cumminsonan.com).  
Specifications subject to change without notice.

## HG 15000 • Hydraulic

### Dimensions, in (mm)

Length 39 (995) x Width 16 (405) x  
Height 14 (350)

### Weight, lb (kg)

293 (133)



Digital display included

### Features

- Cummins Onan custom-engineered hydraulic generator set system
- High motor starting capability
- Meets NFPA 120° F (49° C) ambient\* standard
- Single-side serviceability
- Powder-coated steel housing/multiple air inlets (5)
- 4-point vibration isolated mounting system
- Digitally controlled pump flow for minimal voltage and frequency variation
- Hydraulic circuit has over speed and under speed protection
- Five (5) years or 1,000 hours warranty coverage

\*Cummins Onan tested for operation with cooling air inlet temperature up to 120° F (49° C). Ambient is defined as the air temperature measured at the cooling air inlet to the set.

For more information visit [www.cumminsonan.com](http://www.cumminsonan.com).  
Specifications subject to change without notice.

## HG 20000/25000

Hydraulic  
20 kW 60 Hz/25 kW 60 Hz



### Model HG 20000/25000

kW	Hz	dB(A)	Ph	Voltage	Amps
20	60		1	120/240	1166/83
25	60		1	120/240	208/104

For more information visit [www.cumminsonan.com](http://www.cumminsonan.com).  
Specifications subject to change without notice.

## HG 20000/25000 • Hydraulic

### Dimensions, in (mm)

Length 45 (1133) x Width 19 (490) x  
Height 17 (439)

### Weight, lb (kg)

680 (309)



Digital display included

### Features

- Cummins Onan custom-engineered hydraulic generator set system
- High motor starting capability
- Meets NFPA 120° F (49° C) ambient\* standard
- Single-side serviceability
- Powder-coated steel housing/multiple air inlets (5)
- 4-point vibration isolated mounting system
- Digitally controlled pump flow for minimal voltage and frequency variation
- Hydraulic circuit has over speed and under speed protection
- Five (5) years or 1,000 hours warranty coverage

\*Cummins Onan tested for operation with cooling air inlet temperature up to 120° F (49° C). Ambient is defined as the air temperature measured at the cooling air inlet to the set.

For more information visit [www.cumminsonan.com](http://www.cumminsonan.com).  
Specifications subject to change without notice.

**15 YD**

**PTO**

12 kW 50 Hz/15 kW 60 Hz



**Model 15 YD**

<b>kW</b>	<b>Hz</b>	<b>dB(A)</b>	<b>Ph</b>	<b>Voltage</b>	<b>Amps</b>
12	50	—	1	115/230	—
			3	Reconnectable	—
15	60	—	1	120/240	—
			3	Reconnectable	—

For more information visit [www.cumminsonan.com](http://www.cumminsonan.com).  
Specifications subject to change without notice.



## 15 YD • PTO

### **Dimensions**, in (mm)

Length 26 (6620) x Width 14 (350) x  
Height 15 (381)

### **Weight**, lb (kg)

301 (137)

### **Features**

- Heavy-duty, field-proven design for long life
- Capped voltage regulation
- Environmental protection for adverse conditions
- Low harmonic distortion
- Dual mounting configurations
- Remote mountable solid state electronic voltage regulator
- 50/60 Hz switchable
- Precision-balanced rotating field generator set  
Epoxy impregnated windings with overcoat
- Brushless exciter
- Double-sealed, pre-lubricated bearings
- Air-cooled with shaft-mounted centrifugal fan
- Bi-directional rotation
- Skewed stator for low harmonic distortion
- Class H insulation, 180° C temp rating
- Reconnectable three phase and single phase

For more information visit [www.cumminsonan.com](http://www.cumminsonan.com).  
Specifications subject to change without notice.

**20 YD**

**PTO**

16 kW 50 Hz/20 kW 60 Hz



**Model 20 YD**

<b>kW</b>	<b>Hz</b>	<b>dB(A)</b>	<b>Ph</b>	<b>Voltage</b>	<b>Amps</b>
16	50	–	1	115/230	–
			3	Reconnectable	–
20	60	–	1	120/240	–
			3	Reconnectable	–

For more information visit [www.cumminsonan.com](http://www.cumminsonan.com).  
Specifications subject to change without notice.

**Dimensions, in (mm)**

Length 27 (686) x Width 14 (350) x

Height 15 (381)

**Weight, lb (kg)**

352 (160)

**Features**

- Heavy-duty, field-proven design for long life
- Capped voltage regulation
- Environmental protection for adverse conditions
- Low harmonic distortion
- Dual mounting configurations
- Remote mountable solid state electronic voltage regulator
- 50/60 Hz switchable
- Precision-balanced rotating field generator set  
Epoxy impregnated windings with overcoat
- Brushless exciter
- Double-sealed, pre-lubricated bearings
- Air-cooled with shaft-mounted centrifugal fan
- Bi-directional rotation
- Skewed stator for low harmonic distortion
- Class H insulation, 180° C temp rating
- Reconnectable three phase and single phase

For more information visit [www.cumminsonan.com](http://www.cumminsonan.com).  
Specifications subject to change without notice.

**25 YD**

**PTO**

**20 kW 50 Hz/25 kW 60 Hz**



**Model 25 YD**

<b>kW</b>	<b>Hz</b>	<b>dB(A)</b>	<b>Ph</b>	<b>Voltage</b>	<b>Amps</b>
20	50	–	1	115/230	–
			3	Reconnectable	–
25	60	–	1	120/240	–
			3	Reconnectable	–

For more information visit [www.cumminsonan.com](http://www.cumminsonan.com).  
Specifications subject to change without notice.

## 25 YD • PTO

### **Dimensions**, in (mm)

Length 28 (711) x Width 14 (350) x

Height 15 (381)

### **Weight**, lb (kg)

389 (177)

### **Features**

- Heavy-duty, field-proven design for long life
- Capped voltage regulation
- Environmental protection for adverse conditions
- Low harmonic distortion
- Dual mounting configurations
- Remote mountable solid state electronic voltage regulator
- 50/60 Hz switchable
- Precision-balanced rotating field generator set  
Epoxy impregnated windings with overcoat
- Brushless exciter
- Double-sealed, pre-lubricated bearings
- Air-cooled with shaft-mounted centrifugal fan
- Bi-directional rotation
- Skewed stator for low harmonic distortion
- Class H insulation, 180° C temp rating
- Reconnectable three phase and single phase

For more information visit [www.cumminsonan.com](http://www.cumminsonan.com).  
Specifications subject to change without notice.

## 30/32 YD

# PTO

25 kW 50 Hz/30 kW 60 Hz/32 kW 60 Hz



### Model 30/32 YD

kW	Hz	dB(A)	Ph	Voltage	Amps
25	50	—	1	115/230	—
			3	Reconnectable	—
30	60	—	1	120/240	—
32	60		3	Reconnectable	—

For more information visit [www.cumminsonan.com](http://www.cumminsonan.com).  
Specifications subject to change without notice.

**Dimensions, in (mm)**

Length 30 (762) x Width 14 (350) x  
Height 15 (381)

**Weight, lb (kg)**

449 (204)

**Features**

- Heavy-duty, field-proven design for long life
- Capped voltage regulation
- Environmental protection for adverse conditions
- Low harmonic distortion
- Dual mounting configurations
- Remote mountable solid state electronic voltage regulator
- 50/60 Hz switchable
- Precision-balanced rotating field generator set  
Epoxy impregnated windings with overcoat
- Brushless exciter
- Double-sealed, pre-lubricated bearings
- Air-cooled with shaft-mounted centrifugal fan
- Bi-directional rotation
- Skewed stator for low harmonic distortion
- Class H insulation, 180° C temp rating
- Reconnectable three phase and single phase

For more information visit [www.cumminsonan.com](http://www.cumminsonan.com).  
Specifications subject to change without notice.

## 35/40 YD

# PTO

30 kW 50 Hz/35 kW 60 Hz/40 kW 60 Hz



### Model 35/40 YD

kW	Hz	dB(A)	Ph	Voltage	Amps
30	50	—	1	115/230	—
			3	Reconnectable	—
35	60	—	1	120/240	—
40	60		3	Reconnectable	—

For more information visit [www.cumminsonan.com](http://www.cumminsonan.com).  
Specifications subject to change without notice.



**Dimensions, in (mm)**

Length 32 (813) x Width 14 (350) x  
Height 15 (381)

**Weight, lb (kg)**

230 (506)

**Features**

- Heavy-duty, field-proven design for long life
- Capped voltage regulation
- Environmental protection for adverse conditions
- Low harmonic distortion
- Dual mounting configurations
- Remote mountable solid state electronic voltage regulator
- 50/60 Hz switchable
- Precision-balanced rotating field generator set  
Epoxy impregnated windings with overcoat
- Brushless exciter
- Double-sealed, pre-lubricated bearings
- Air-cooled with shaft-mounted centrifugal fan
- Bi-directional rotation
- Skewed stator for low harmonic distortion
- Class H insulation, 180° C temp rating
- Reconnectable three phase and single phase

For more information visit [www.cumminsonan.com](http://www.cumminsonan.com).  
Specifications subject to change without notice.



Cummins **Onan**



Cummins Power Generation  
1400 73rd Ave. NE  
Minneapolis, MN 55432  
USA

Phone 1 763 574 5000

Toll-free 1 800 888 6626

Fax 1 763 574 5298

Email [www.cumminsonan.com/contact](http://www.cumminsonan.com/contact)

[www.cumminsonan.com](http://www.cumminsonan.com)

Cummins®, Onan®, the "C" logo and "Performance you rely on.™" are trademarks or registered trademarks of Cummins Inc.  
©2012 Cummins Power Generation.  
All Rights Reserved.

F-2354 (7/12)